




RC 140 LED SIGNAL STOP LAMP NASO

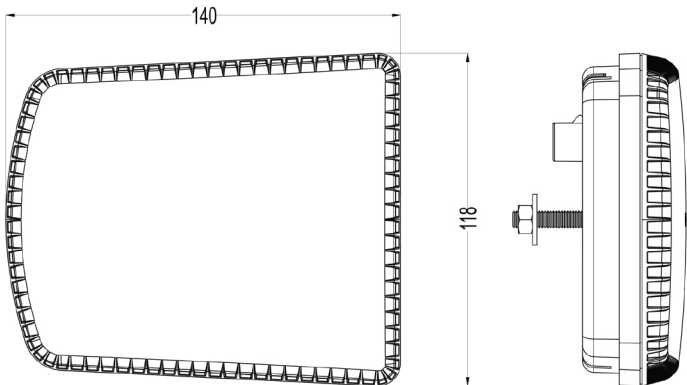
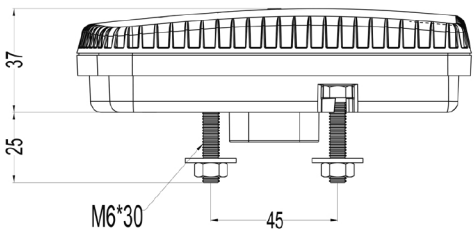


Features

- Homologated according to usage (shown as below table)
- Compact, esthetic and elegant design
- High sealing properties
- Integrated connector
- Operating Voltage 12V - 30 V
- Different lens color options
- Special optical design
- Energy consumption (shown as below table)
- Exclusively Designed for North American Market
- Weight: ~250g (~0.55lb)
- Dimensions: 140 x 118 x 48mm (5,51 x 4,64 x 1,88inch)
- 100% Tested before delivery



PARTS	PARTS NAME	PARTS NO
	RC140 LED PARK STOP K NASO LAMP	0001.3312.000
	RC140 LED SIGNAL N NASO LAMP	0001.3313.000
	RC140 LED SIGNAL A NASO LAMP	0001.3313.001



Stop Park Signal NASO Lamp		
Energy consumption		Homologation
STOP	2,5 watt	SAE J2261
PARK	0,5 watt	SAE J585
SIGNAL	5,8 watt	SAE J588